



WELCOME

CREATIVITY | **EFFORT** | **KINDNESS** | **RESPECT**



P7 Transition 2026: Family Information 'My Digital Learning'



AIMS:

- Provide further support to students and families transitioning to Lasswade High School in August.
- Share useful information and connect with key members of staff.
- Learn more about digital learning and supports available.
- Allow parents/carers to ask questions and clarify their understanding of digital learning.





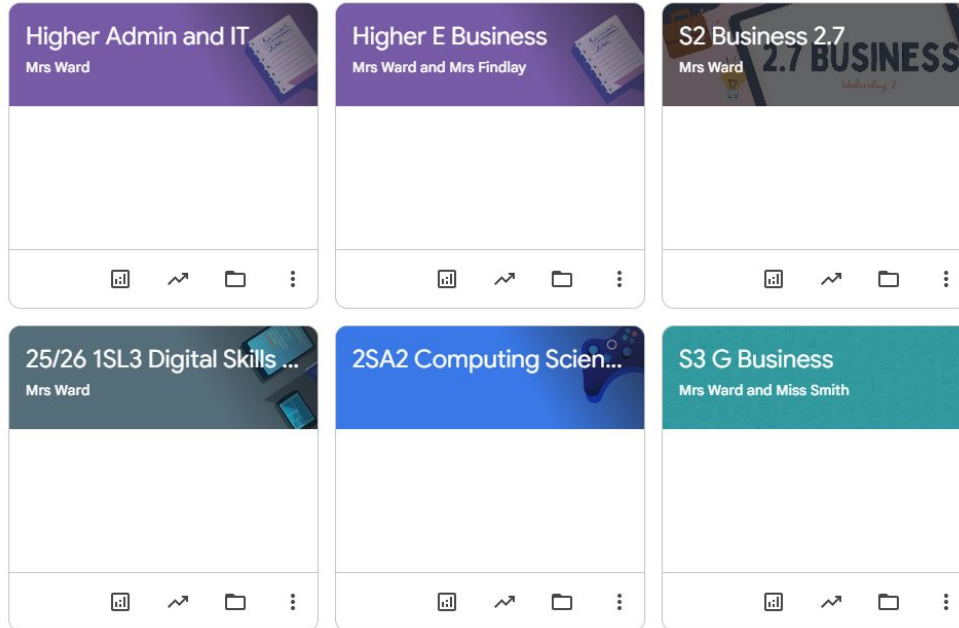
Google Classroom

- A Hub for Learning
 - Latest announcements from teachers
 - Assignments - latest classwork
 - Course Materials
 - Submit their classwork
 - Gain feedback from teachers





Google Classroom

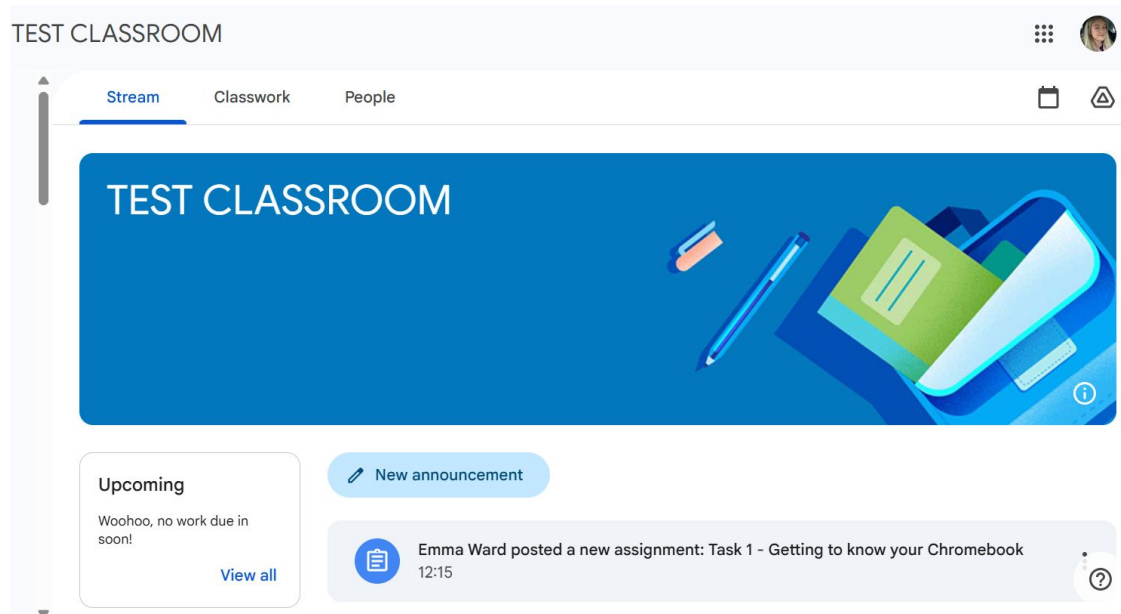


Your child will have a google classroom for each of their subjects

This is set up by their teacher



Google Classroom





Stream



Shows latest announcements in chronological order

Quick links

+ Add link

Meet

Generate link

Class code

New announcement

Repost

Emma Ward posted a new assignment: Task 1 - Getting to know your Chromebook
12:15


Emma Ward
12:11
Welcome to S1 Digital Skills

Add comment




Classwork


Chromebooks ^ ⋮

 Task 1 - Getting to know your Chrome... Posted 12:15 ⋮

PRACTICE SETS - Assignment ^ ⋮

 Blind Starter 1 Due 3 Sept 2024, 15:30 ⋮

Material ^ ⋮

 Material 1 Posted 2 Sept 2024 ⋮

This is where all assignments and materials are organised by topic or date



Handing in an Assignment

Task 1 - Getting to know your Chromebook
Emma Ward • 12:15

Please access the google slides and complete the google document. Remember to submit for marking and teacher feedback.

1. Getting to Kn...
Google Slides

Class comments
[Add comment](#)

Your work Assigned

Kelly Smith - 1. G...
Google Docs

[+ Add or create](#)

Hand in

Private comments
[Add comment to Emma Ward](#)

Once classwork is completed, pupils can hand in their work to the teacher for feedback.

Your work Handed in

Kelly Smith - 1. Getting t...
Google Docs

Unsubmit



Teacher Feedback

Task 1 - Getting to know your Chromebook

Emma Ward • 12:15

Please access the google slides and complete the google document. Remember to submit for marking and teacher feedback.

1. Getting to Know your Chro...
Google Slides

Class comments

Add comment

Your work Handed in

Kelly Smith - 1. Getting t...
Google Docs

Unsubmit

1 private comment

Emma Ward • 13:48

Well done Kelly. You have managed to achieve all the success criteria for todays lesson. Next steps include giving 2 points for the describe questions. When asked to add graphics make sure you are adding at least 2 relevant graphics to your document. Well done.

Add private comment...



Google Guardian

- Provides weekly summaries via email updating parents/carers on their child's work in classes
 - Upcoming work
 - Class Activities
 - Missing Work
- A service that parents/carers will need to sign up for

CREATIVITY

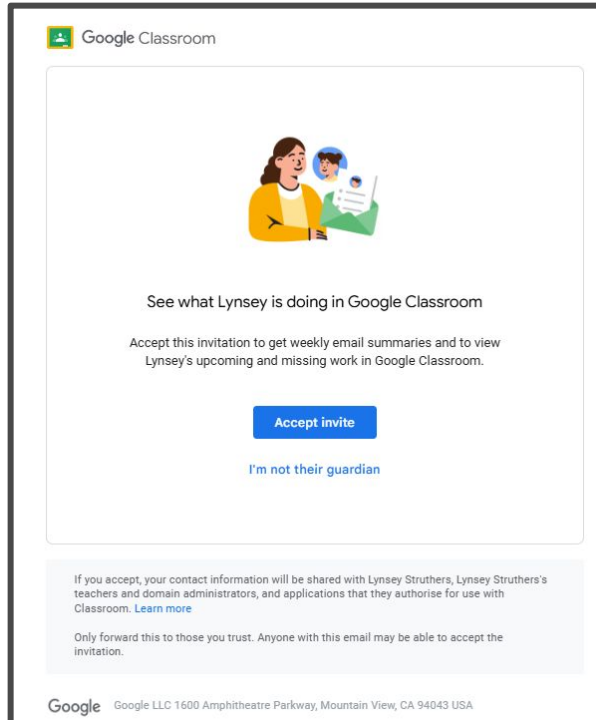
EFFORT

KINDNESS

RESPECT



Signing up for Google Guardian

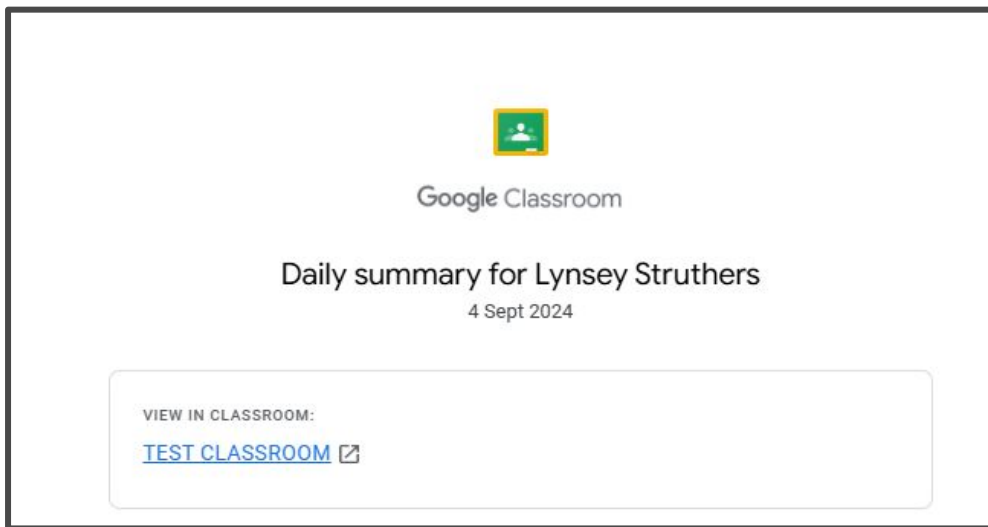


Parents/Carers will receive an email from google to join Google Classroom Summaries

Generated Friday afternoon



Google Guardian Summaries



Once you sign up you will see a list of all your childs google classrooms



Google Classroom

Daily summary for Lynsey Struthers

5 Sept 2024

VIEW IN CLASSROOM:

[TEST CLASSROOM](#)

Missing from last week

TEST CLASSROOM



Homework 1

Complete Homework 1

Due 2 Sept

[View in Classroom](#)



Quiz 1 with due date

Due 2 Sept

[View in Classroom](#)

Missing Work

Lists work that was due the week of the summary, but not handed in



Due next week

H COMPUTING SCIENCE



Software: Homework 1

Answer the questions attached in your Homework Jotter.

Remember ... Homework is not an assessment, you should be using the resources that we have used in class to help you - mainly the Notes & Slide Decks.

Q1 → Standard Algorithm - Linear Search & Count Occurrence

Q2 → Pre-Defined Functions - Sub-strings.

Q3 → Standard Algorithm - Find Min

Q4 → Pre-Defined Function - Character to ASCII

Due 8 Oct 🛎

[View in Classroom](#)

Upcoming Work

Lists work that is due in the upcoming week

CREATIVITY

EFFORT


KINDNESS

RESPECT




TEST CLASSROOM

NEW ASSIGNMENTS

 **Quiz 1 with due date**
Due 2 Sept


[View in Classroom](#)

Posted on 2 Sept 2024, 21:43:48 by Emma Ward

 **Quiz 2 without due date**

[View in Classroom](#)


Posted on 2 Sept 2024, 21:44:07 by Emma Ward

 **Blind Starter 1**
Due 3 Sept


[View in Classroom](#)

Posted on 3 Sept 2024, 14:15:24 by Emma Ward

NEW ANNOUNCEMENT

 **This is an announcement on the class stream**
Posted on 2 Sept 2024, 21:40:40 by Emma Ward

NEW QUESTIONS

 **Question 1**
Answer the questions in sentences.

[View in Classroom](#)

Posted on 2 Sept 2024, 21:41:49 by Emma Ward

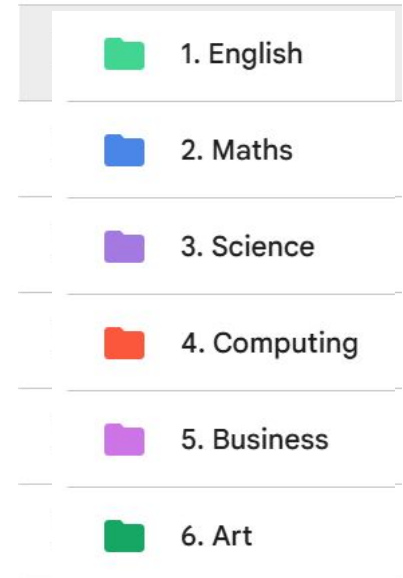
Class Activities

Lists Assignments,
announcements and questions
recently posted by teachers

Google Drive



- Allows pupils to store their files on the cloud
- Pupils should set up a folder for each subject
 - Make sure they name their documents with an appropriate name
 - Store in an appropriate folder
- Documents and folders can be shared with staff and other pupils to enable collaboration





Chromebook Responsibilities



- Look after your chromebook
- Bring your chromebook fully charged to school each day
- Do not share your password with anyone



Chromebook Issues

1

Perform a hard reset (fixes most common faults):

Power down the Chromebook

Press and hold Refresh  and tap Power 

When the Chromebook begins to power back on, release 



Chromebook Issues

Check the charging:

When plugged into power, what is the indicator light next to the charging port? Orange = Charging, White/Blue = Fully Charged, No Light = Charging Issue. If the Chromebook has no light, try:

- a different charger
- a different socket
- A different USB-C port on the Chromebook

2

Check to make sure the two pieces of the charging cord are fully connected to each other. If the light stays orange/red after charging for over 24 hours then the battery is defective. Report the fault as per the Repair/Replace policy



Chromebook Issues

3

Correct keyboard faults:

Perform a hard reset- good for fixing sticky keys, language wrong on keyboard, letters being typed randomly).


Problem still there? Ask user to log on to another device- if the issue has followed the user, they have made changes to their Accessibility settings. Contact DILT for support.



Chromebook Issues

4

Microphone/camera not working/not allowed:

Check the volume on the Chromebook to ensure it is not on mute. Click on  next to the website address (URL) and ensure the microphone/camera is turned on.

Still not working? Try a hard reset.



Chromebook Issues

WiFi not working:

Click on  in the bottom right corner of the screen and ensure that MidEduShared is available and connected. Click on MidEduShared if it is not already connected.

If it is not available, move to another location in your school and try again, repeating the steps above.

If the device still does not connect to MidEduShared or is asking you to insert a password, contact your school's Digital Leader.

5



Chromebook Issues

More resources and support available on the EfL website:
www.equipped.midlothian.education

CREATIVITY

EFFORT

KINDNESS

RESPECT



Questions?